

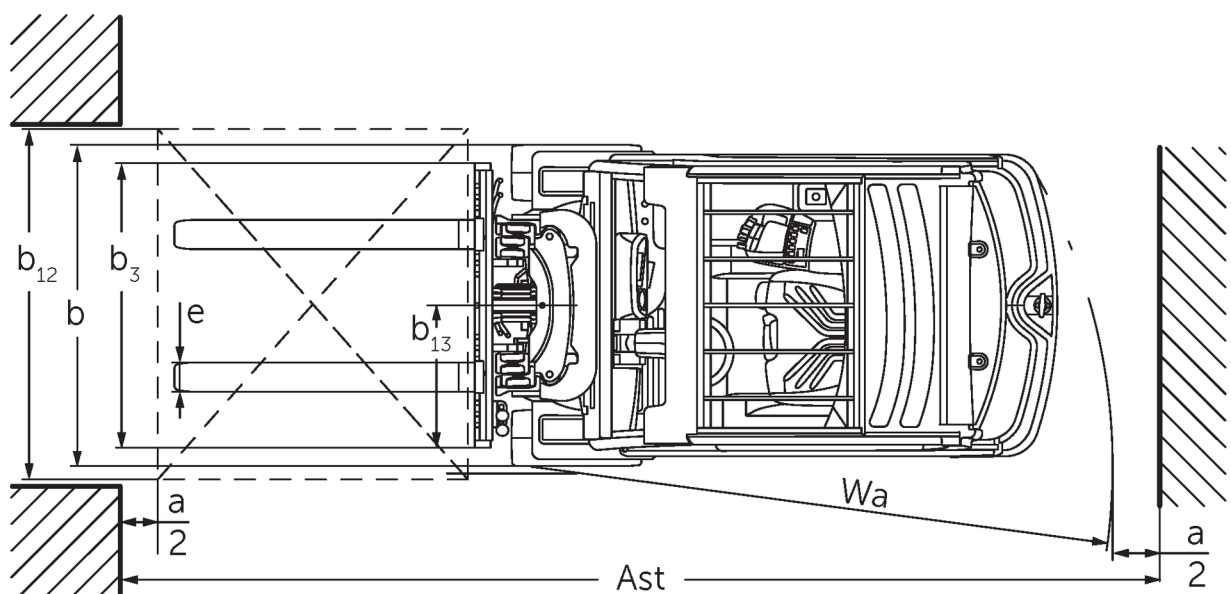
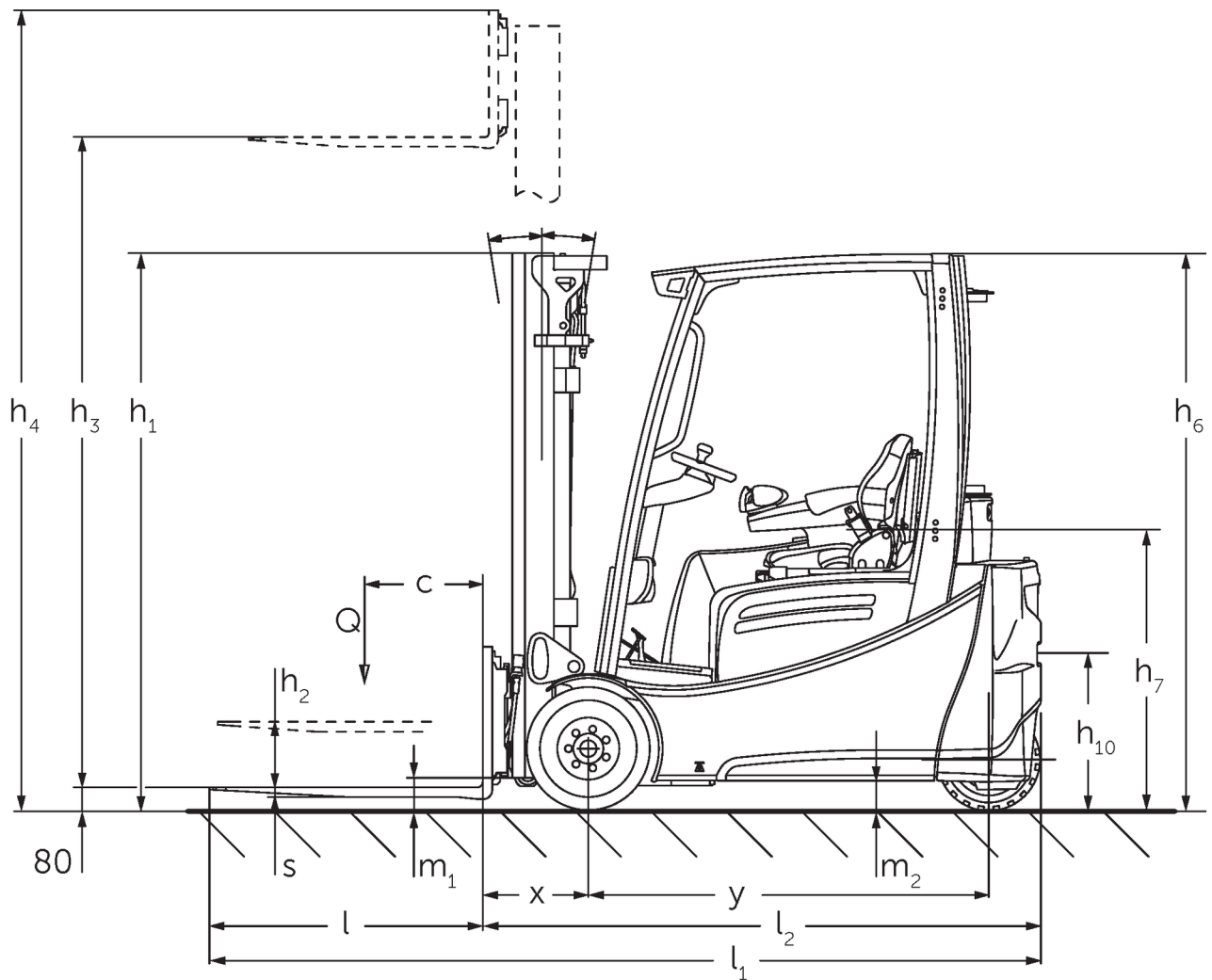


# **Electric three-wheel counterbalanced forklift truck**

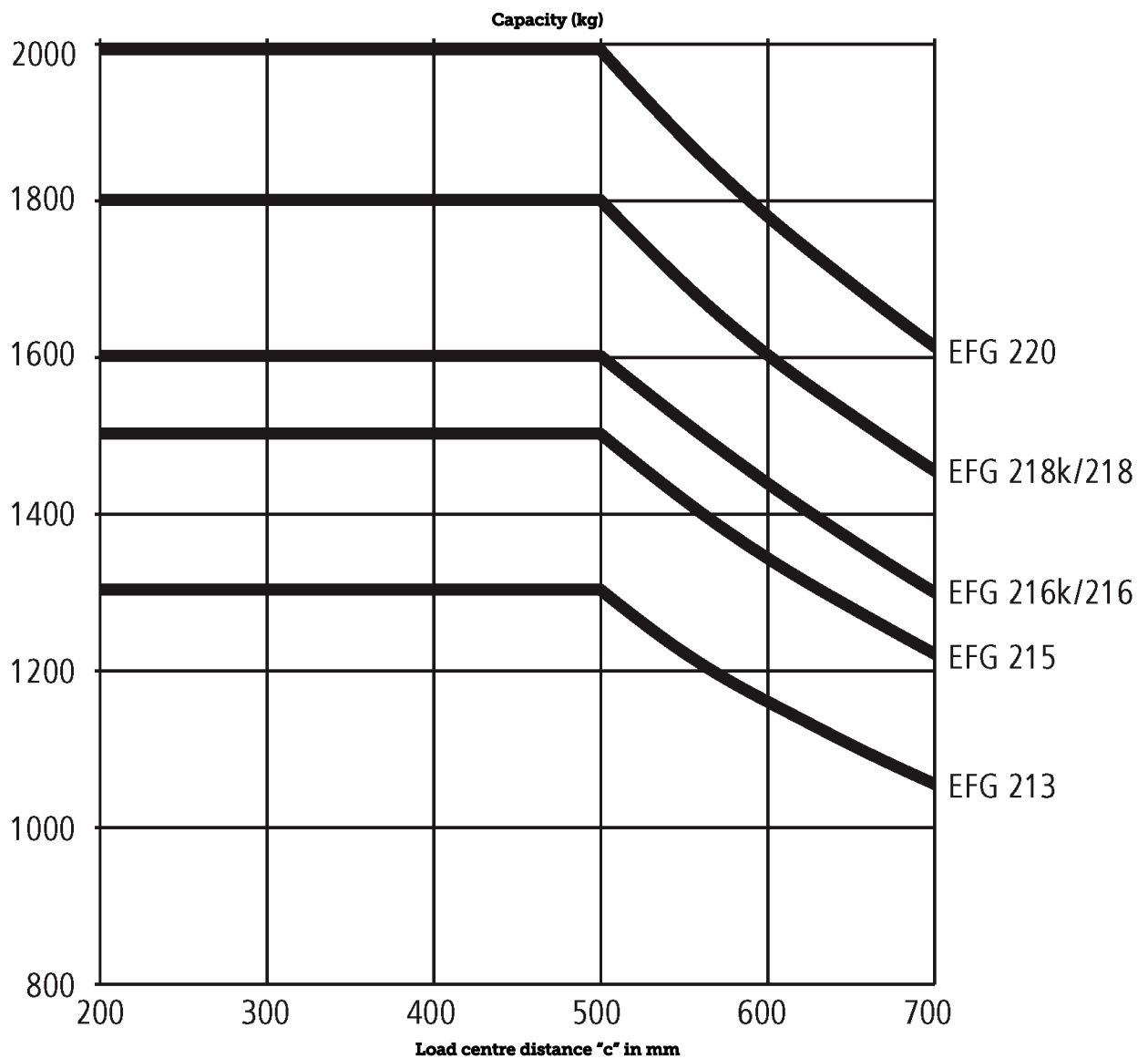
## **EFG 213-220**

**Lift height: 2.900-6500 mm / Capacity: 1.300-2000 kg**

# EFG 213-220



# EFG 213-220



# EFG 213-220

EFG 213, EFG 215, EFG 216k, EFG 216	Lift (h3)	Retracted mast height (h1)	Free lift (h2)	Extended mast height (h4)	Tilt of mast forwards/backwards
Duplex mast ZT	3000 mm	2060 mm	150 mm	3590 mm	7 / 6 °
	3100 mm	2110 mm	150 mm	3690 mm	7 / 6 °
	3300 mm	2210 mm	150 mm	3890 mm	7 / 7 °
	3500 mm	2310 mm	150 mm	4090 mm	7 / 7 °
	3700 mm	2410 mm	150 mm	4290 mm	7 / 7 °
	4000 mm	2560 mm	150 mm	4590 mm	7 / 7 °
	4500 mm	2810 mm	150 mm	5090 mm	7 / 7 °
Duplex mast ZZ	2900 mm	1965 mm	1375 mm	3490 mm	7 / 6 °
	3100 mm	2065 mm	1475 mm	3690 mm	7 / 6 °
	3180 mm	2105 mm	1515 mm	3770 mm	7 / 7 °
	3300 mm	2165 mm	1575 mm	3890 mm	7 / 7 °
	3500 mm	2265 mm	1675 mm	4090 mm	7 / 7 °
	3700 mm	2365 mm	1775 mm	4290 mm	7 / 7 °
	4000 mm	2515 mm	1925 mm	4590 mm	7 / 7 °
Triplex mast DZ	4250 mm	1975 mm	1385 mm	4840 mm	7 / 6 °
	4400 mm	2025 mm	1435 mm	4990 mm	7 / 6 °
	4640 mm	2105 mm	1515 mm	5230 mm	7 / 5 °
	4700 mm	2125 mm	1535 mm	5290 mm	7 / 5 °
	4800 mm	2165 mm	1575 mm	5390 mm	7 / 5 °
	5000 mm	2235 mm	1645 mm	5590 mm	7 / 5 °
	5500 mm	2415 mm	1825 mm	6090 mm	7 / 5 °
	6000 mm	2585 mm	1995 mm	6590 mm	7 / 5 °
	6500 mm	2765 mm	2175 mm	7090 mm	7 / 5 °
7000 mm	2935 mm	2345 mm	7590 mm	7 / 5 °	
EFG 218k, EFG 218, EFG 220	Lift (h3)	Retracted mast height (h1)	Free lift (h2)	Extended mast height (h4)	Tilt of mast forwards/backwards
Duplex mast ZT	3000 mm	2067 mm	150 mm	3612 mm	7 / 6 °
	3100 mm	2117 mm	150 mm	3712 mm	7 / 6 °
	3300 mm	2217 mm	150 mm	3912 mm	7 / 7 °
	3500 mm	2317 mm	150 mm	4112 mm	7 / 7 °
	3700 mm	2417 mm	150 mm	4312 mm	7 / 7 °
	4000 mm	2567 mm	150 mm	4612 mm	7 / 7 °
	4500 mm	2817 mm	150 mm	5112 mm	7 / 7 °
Duplex mast ZZ	2900 mm	1972 mm	1330 mm	3542 mm	7 / 6 °
	3100 mm	2072 mm	1430 mm	3742 mm	7 / 6 °
	3180 mm	2112 mm	1470 mm	3822 mm	7 / 7 °
	3300 mm	2172 mm	1530 mm	3942 mm	7 / 7 °
	3500 mm	2272 mm	1630 mm	4142 mm	7 / 7 °
	3700 mm	2372 mm	1730 mm	4342 mm	7 / 7 °
	4000 mm	2522 mm	1880 mm	4642 mm	7 / 7 °
Triplex mast DZ	4250 mm	1982 mm	1340 mm	4892 mm	7 / 6 °
	4400 mm	2032 mm	1390 mm	5042 mm	7 / 6 °
	4640 mm	2112 mm	1470 mm	5282 mm	7 / 5 °
	4700 mm	2132 mm	1490 mm	5342 mm	7 / 5 °
	4800 mm	2172 mm	1530 mm	5442 mm	7 / 5 °
	5000 mm	2242 mm	1600 mm	5642 mm	7 / 5 °
	5500 mm	2422 mm	1780 mm	6142 mm	7 / 5 °
	6000 mm	2592 mm	1950 mm	6642 mm	7 / 5 °

6500 mm	2772 mm	2130 mm	7142 mm	7 / 5 °
7000 mm	2942 mm	2300 mm	7642 mm	7 / 5 °

# VDI table

Stand-on: 06/2020

Characteristic	1.1	Manufacturer (abbreviated description)	Jungheinrich								
			EFG 213	EFG 215	EFG 216k	EFG 216	EFG 218k	EFG 218	EFG 220		
Characteristic	1.2	Manufacturer's type designation									
	1.3	Drive	Electric								
	1.4	Operation	Seat								
	1.5	Capacity/load	Q kg	1.300	1.500	1.600	1.800	2.000			
	1.6	Load centre distance	c mm	500							
	1.8	Load distance, centre of drive axle to fork	x mm	339	344	364					
	1.9	Wheelbase	y mm	1.249	1.357	1.465	1.357	1.465			
	Weights	2.1.1	Service weight (incl. battery)	kg	2.692	2.937	2.959	3.018	3.240	3.191	3.366
		2.2	Axle load laden front/rear	kg	3.534 / 458	3.860 / 577	4.043 / 516	4.050 / 566	4.457 / 583	4.477 / 514	4.784 / 582
2.3		Axle load unladen front/rear	kg	1.307 / 1.385	1.290 / 1.647	1.392 / 1.567	1.479 / 1.539	1.423 / 1.817	1.534 / 1.657	1.514 / 1.852	
Wheels/suspension system	3.1	Tyres	SE(L) / SE(L)				SE / SE				
	3.2	Tyre size, front	18 x 7-8				200 / 50-10				
	3.3	Tyre size, rear	140 / 55-9								
	3.5	Wheels, number front/back (x=driven)	2x/2								
	3.6	Tread width, front	b <sub>10</sub> mm	904				914			
	3.7	Tread width, rear	b <sub>11</sub> mm	176							
	Basic dimensions	4.2	Retracted mast height (h1)	h <sub>1</sub> mm	2.060				2.067		
4.3		Free lift (h2)	h <sub>2</sub> mm	150							
4.4		Lift (h3)	h <sub>3</sub> mm	3.000							
4.5		Extended mast height (h4)	h <sub>4</sub> mm	3.590				3.612			
4.7		Height of overhead guard (cab)	h <sub>6</sub> mm	2.040							
4.8		Seat height/stand height	h <sub>7</sub> mm	920							
4.12		Coupling height	h <sub>10</sub> mm	560							
4.19		Overall length	l <sub>1</sub> mm	2.924	3.037	3.145	3.037	3.145			
4.20		Length including fork shank	l <sub>2</sub> mm	1.774	1.887	1.995	1.887	1.995			
4.21.1		2. Overall width (b2)	b <sub>1</sub> mm	1.060				1.120			
4.22		Fork dimensions	s/e/l mm	35 / 100 / 1.150	40 / 100 / 1.150						
4.23		Fork carriage connection class		2A							
4.24		Fork carriage width	b <sub>3</sub> mm	980							
4.31		Ground clearance laden under mast	m <sub>1</sub> mm	97				105			
4.32		Ground clearance centre of wheelbase	m <sub>2</sub> mm	100							
4.34		Aisle width (pallet 1000x1200 sideways)	A <sub>st</sub> mm	3.107	3.220	3.327	3.238	3.345			
4.34.1		Aisle width (pallet 800x1200 length)	A <sub>st</sub> mm	3.230	3.343	3.450	3.362	3.469			
4.35	Turning radius	W <sub>a</sub> mm	1.440	1.548	1.655	1.548	1.655				
4.36	Smallest pivot point distance	b <sub>13</sub> mm	0								
Performance data	5.1	Travel speed laden/unladen	km/h	16 / 16							
	5.2	Lift speed laden/unladen	m/s	0.48 / 0.6	0.46 / 0.6	0.49 / 0.6	0.44 / 0.55	0.4 / 0.55			
	5.3	Lowering speed laden/unladen	m/s	0.55 / 0.55							
	5.5	Drawbar pull laden/unladen	N	2.300 / 2.500	2.200 / 2.450	2.150 / 2.450	2.100 / 2.450	2.000 / 2.300	1.900 / 2.300		

	5.6	Max. drawbar pull laden/unladen	N	12.700 / 12.700			12.400 / 12.200		12.300 / 12.000
	5.7	Gradeability laden/unladen	%	12 / 20					
	5.8	Max. gradeability laden/unladen	%	28 / 35	27 / 35		26 / 35	25 / 35	24 / 35
	5.9	Acceleration time laden/unladen	s	3.6 / 3.2	3.8 / 3.4		3.9 / 3.5		4 / 3.5
	5.10	Service brake		electric/mechanical					
E-motor/Electronics	6.1	Drive motor, performance S2 60 min	kW	4.5					
	6.1.1	2. Drive motor, performance S2 60 min	kW	4.5					
	6.2	Lift motor, performance with S3	kW	11.5					
	6.3	Battery according to DIN 43531/35/36		DIN 43531 A					
	6.4	Battery voltage / nominal capacity	V / Ah	48 / 500	48 / 625	48 / 750	48 / 625	48 / 750	
	6.5	Battery weight	kg	715	855	1.025	855	1.025	
	6.6	Energy consumption according to VDI cycle	kWh/h	0					
	6.6.1	Energy consumption according to EN cycle	kWh/h	3.2	3.6	3.8		4.1	4.3
	6.6.2	CO2 equivalent as per EN 16796	kg/h	1,73	1,95	2,05		2,22	2,32
	6.7	Throughput	t/h	104	120	128		138	146
	6.8.1	Energy consumption with max. throughput	kWh/h	4.7	4.8	4.9		5	5.5
Miscellaneous	8.1	Type of drive control		Impulse/AC					
	10.1	Working pressure for attachment	bar	200					
	10.2	Oil flow for attachments	l/min	25					
	10.7	Sound level as per EN12053, operator's ear	dB (A)	66					
	10.8	Trailer coupling, model/type DIN		DIN 15170 H					
- In accordance with VDI Guideline 2198 this data sheet provides details of the standard truck only. Non-standard tyres, different masts, optional equipment, etc. may result in different values.									

- 6.6.1: 60 working cycles / h

The German production facilities in  
Norderstedt, Moosburg and Landsberg  
are certified.

ISO 9001  
ISO 14001

Jungheinrich fork lift trucks meet  
European safety requirements.



 **JUNGHEINRICH**

The logo features a red upward-pointing arrow integrated into the letter 'J' of the word 'JUNGHEINRICH', which is written in a bold, black, sans-serif font.